

Contents

Opposition Exhibit LL - Attachments to Jay Greer Statement of
April 15, 2008 re educational programmatic needs.

O
P
P
O
S
I
T
I
O
N

E
X
H
I
B
I
T

LL

EXHIBIT A AND B TO GREER STATEMENT OF APRIL 15, 2008

Table A

Day	Peak AOR	Surplus AOR
SUNDAY	1750	2395
MONDAY	2100	2045
TUESDAY	2100	2045
WEDNESDAY	2600	1545
THURSDAY	3850	295
FRIDAY	2100	2045
SATURDAY	3325	820

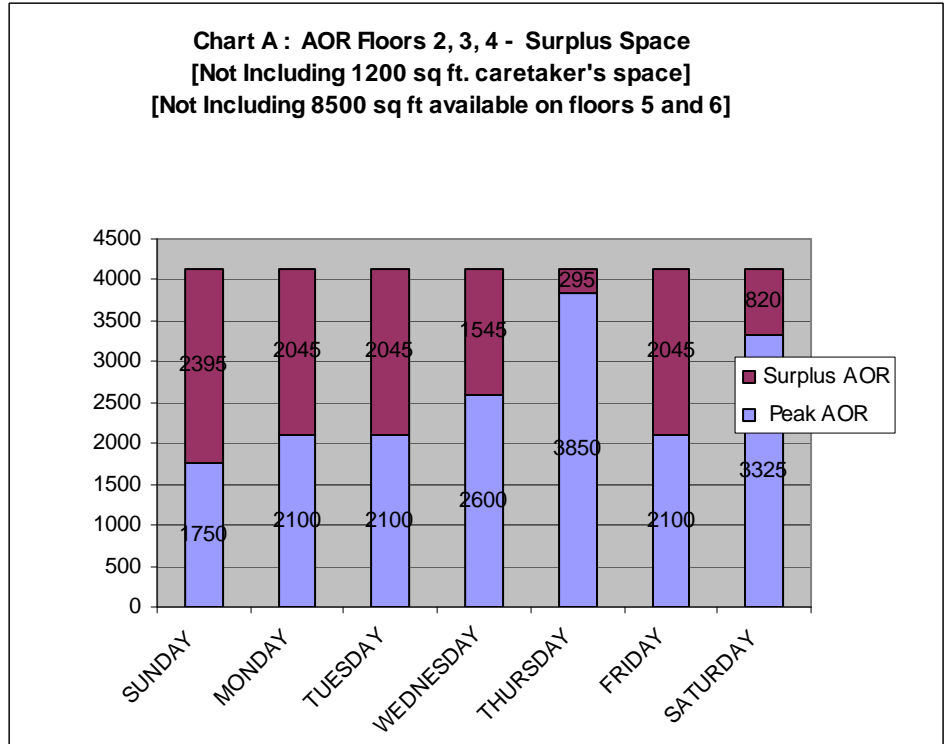


Table B

Day	Peak Prop	Surplus Prop
SUNDAY	1750	4315
MONDAY	2100	3965
TUESDAY	2100	3965
WEDNESDAY	2600	3465
THURSDAY	3850	2215
FRIDAY	2100	3965
SATURDAY	3325	2740

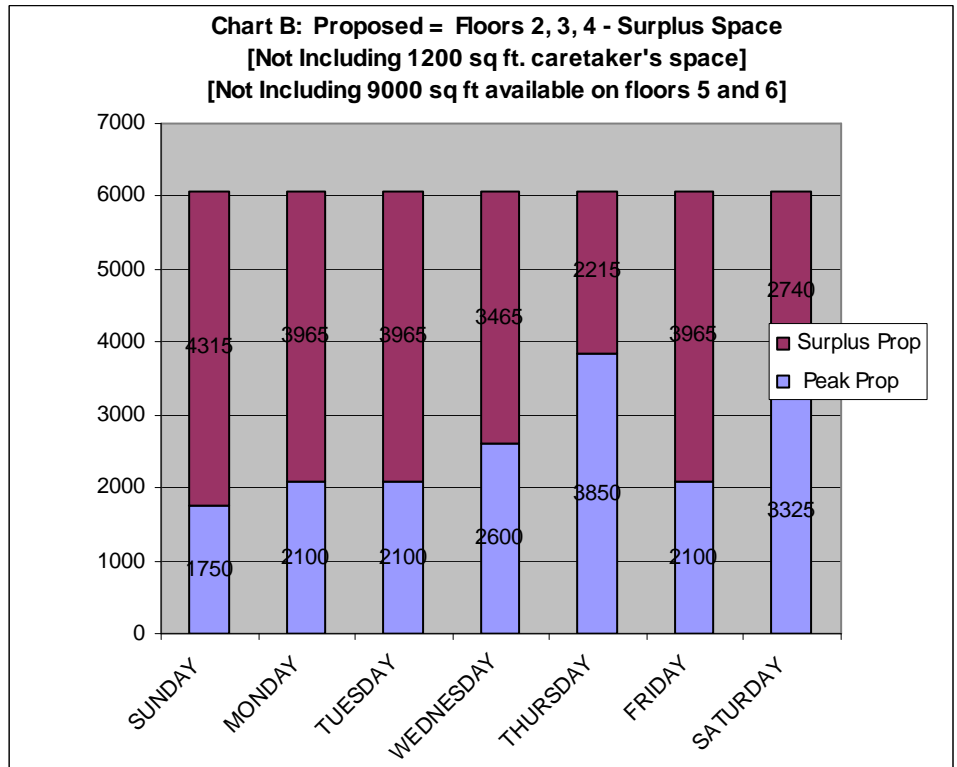


EXHIBIT C-D TO GREER STATEMENT OF APRIL 15, 2008

Chart C - Proposed - Student Hours Per Week - Percentage

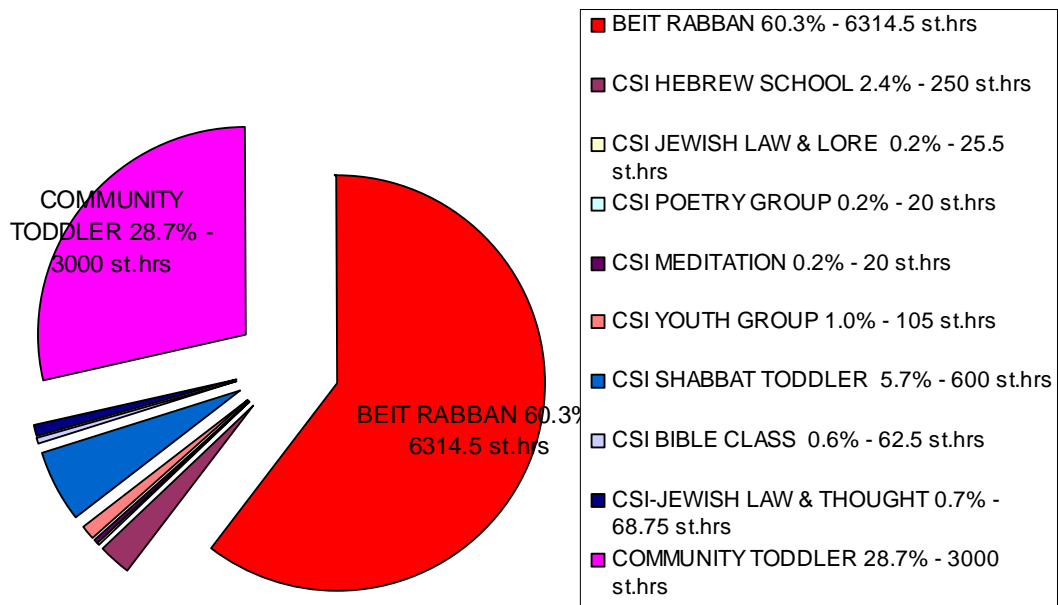


Chart D: Existing - Student Hours Per Week - Percentage

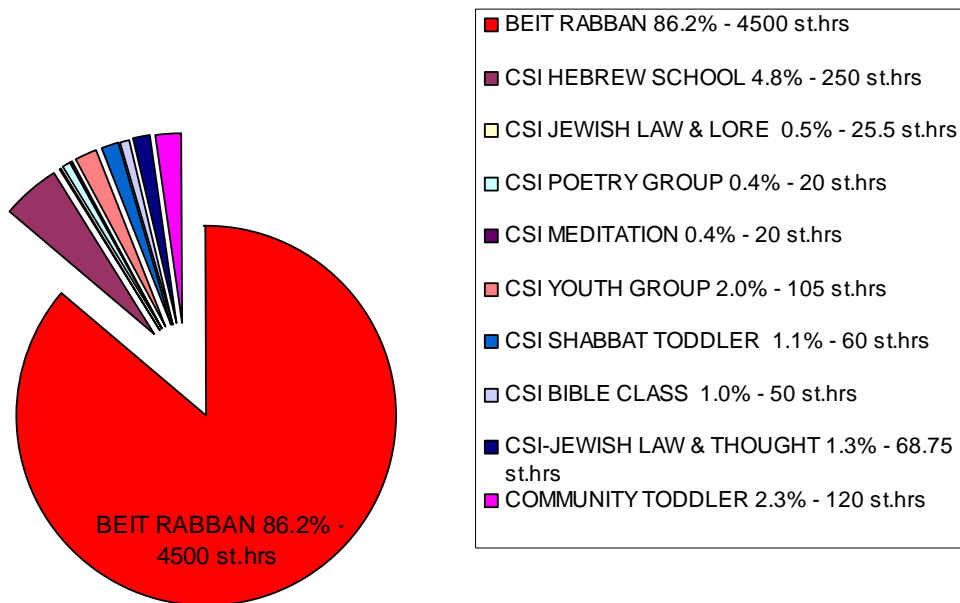


Exhibit C to Greer Statement of April 15, 2008

TOTAL STUDENT HOURS -PROPOSED - Table C for Chart C

	Mon	Tue	Wed	Thu	Fri	Sat	Sun	7-Days	%										
	Stud/Hrs	Stud/Hrs	Stud/Hrs	Stud/Hrs	Stud/Hrs	Stud/Hrs	Stud/Hrs	Stud/Hrs											
BET RABBAN	1384	173	8	1384	173	8	1211	173	7	952	173	5.5	0	0	125	50	2.5	6314.5	60.3%
CSI HEBREW SCHOOL	0	0	0	0	0	0	125	50	2.5	0	0	0	0	0	0	0	0	250	2.4%
CSI JEWISH LAW & LORE (TALMUD)	25.5	17	1.5	0	0	0	0	0	0	0	0	0	0	0	0	0	0	25.5	0.2%
CSI POETRY GROUP	0	0	0	0	0	20	20	1	0	0	0	0	0	0	0	0	0	20	0.2%
CSI MEDITATION(0	0	0	0	0	0	0	0	0	0	0	0	0	0	0	0	0	20	0.2%
CSI YOUTH GROUP	0	0	0	0	0	0	0	0	0	0	0	0	0	0	0	0	0	105	1.0%
CSI SHABBAT TODDLER	0	0	0	0	0	0	0	0	0	0	0	0	0	0	0	0	0	600	5.7%
CSI BIBLE CLASS	0	0	0	0	0	0	0	0	0	0	0	0	0	0	0	0	0	62.5	0.6%
CSI-JEWISH LAW & THOUGHT	0	0	0	0	0	0	0	0	0	0	0	0	0	0	0	0	0	68.75	0.7%
COMMUNITY TODDLER	600	60	10	600	60	10	600	60	10	600	60	10	0	0	0	0	0	3000	28.7%
TOTAL CSI STUDENT HOURS	625.5	600	620	745	600	774	188	4151.75	39.7%	600	188	188	188	188	188	188	188	6314.5	60.3%
TOTAL BET RABBAN	1384	173	8	1384	173	8	1211	173	7	952	173	5.5	0	0	0	0	0	6314.5	60.3%
Total Student Hours	2010	173	8	1956	173	8	1552	173	7	1552	173	5.5	774	0	0	0	0	10466.25	100.0%

Chart C - Proposed - Student Hours Per Week - Percentage



Exhibit D to Greer Statement of April 15, 2008

TOTAL STUDENT HOURS - EXISTING - Table D for Chart D

	Mon	Tue	Wed	Thu	Fri	Sat	Sun	7-Days	%		
	Stud/Hrs	Stud/Hrs	Stud/Hrs	Stud/Hrs	Stud/Hrs	Stud/Hrs	Stud/Hrs	Stud/Hrs			
BEIT RABBAN	1000	125	8	1000	125	8	1000	125	8	4500	86.2%
CSI HEBREW SCHOOL	0	0	0	0	0	0	0	0	0	250	4.8%
CSI JEWISH LAW & LORE (TALMUD)	25.5	17	1.5	0	0	0	0	0	0	25.5	0.5%
CSI POETRY GROUP	0	0	0	0	0	0	0	0	0	20	0.4%
CSI MEDITATION	0	0	0	0	0	0	0	0	0	20	0.4%
CSI YOUTH GROUP	0	0	0	0	0	0	0	0	0	105	2.0%
CSI SHABBAT TODDLER	0	0	0	0	0	0	0	0	0	60	1.1%
CSI BIBLE CLASS	0	0	0	0	0	0	0	0	0	50	1.0%
CSI-JEWISH LAW & THOUGHT	0	0	0	0	0	0	0	0	0	68.75	1.3%
COMMUNITY TODDLER	60	20	3	0	0	0	0	0	0	120	2.3%
TOTAL CSI STUDENT HOURS	85.5	0	80	145	0	234	0	175	719.25	13.8%	
TOTAL BEIT RABBAN	1000	125	8	1000	125	8	1000	125	8	4500	86.2%
Total Student Hours	1086	125	8	1080	125	8	1080	125	8	5219.25	100.0%

Chart D: Existing - Student Hours Per Week - Percentage

